



**Faculty Senate Meeting**  
 Tuesday, January 29, 2019  
 3:30p.m. – 5:30p.m. – Toepfer Room, Adelbert Hall,

3:30 p.m.	Approval of Minutes from the December 19, 2018, Faculty Senate Meeting, <i>attachment</i>	Cynthia Beall
3:35 p.m.	President’s Announcements	Barbara Snyder
3:40 p.m.	Provost’s Announcements	Ben Vinson
3:50 p.m.	Chair’s Announcements	Cynthia Beall
3:55 p.m.	Report from the Executive Committee	David Miller
4:00 p.m.	Secretary of the Corporation Report, <i>attachment</i>	Cynthia Beall
4:05 p.m.	Strategic Planning Timeline	Ben Vinson Lisa Camp
4:15 p.m.	Presentation on Accommodated Testing	Judith Hammer
4:25 p.m.	Replacement of Outdated Sexual Harassment Policy in Faculty Handbook	Kenneth Ledford
4:30 p.m.	Presentation on University Accounting Practices Impacting Management Units	Victoria Wright Jonathan Carlson
5:00 p.m.	Pharmacy Benefit Manager Transition Update	Carolyn Gregory Jamie Ryan
5:20 p.m.	New Business	Cynthia Beall
	Executive Session, if necessary	
	Faculty Senate Reception	



## Faculty Senate

**Faculty Senate Meeting**  
**Tuesday, January 29, 2019**  
**3:30 pm to 5:30 pm**  
**Adelbert Hall, Toepfer Room**

### **Members Present**

Rohan Akolkar  
Brendan Barton  
Cynthia Beall  
Jeremy Bendik-Keymer  
Jaime Bouvier  
Matthias Buck  
Luke Bury  
Christine Cano  
Susan Case  
Phil Cola  
Juscelino Colares  
David Crampton  
Christopher Cullis  
Radhika Duggal  
Karen Farrell

Mark Hans  
Steven Hauck  
Lee Hoffer  
Paul Iversen  
Theresa (Roma) Jasinevicius  
Kathleen Kash  
Thomas J. Kelley  
Kenneth Ledford  
Anne Matthews  
Janet McGrath  
David Miller  
Andre Paes  
Simon Peck  
Andrew Pollis  
Dana Prince

Roger Quinn  
R. Mohan Sankaran  
Beverly Saylor  
William P. Schilling  
Roman Sheremeta  
Peter Shulman  
Barbara Snyder  
Glenn Starkman  
Stan Szarek  
Dustin Tyler  
Ben Vinson III  
Joachim Voss  
Allison Webel  
Rebecca Weiss

### **Members Absent**

Harihara Baskaran  
Karen Beckwith  
Valerie Boebel Toly  
Francesca Brittan  
Evelyn Duffy  
Steven Eppell  
Steve Feldman  
Susan Hinze

Sudha Iyengar  
Ruth A. Keri  
Ahmad M. Khalil  
Danny Manor  
David Matthiesen  
Maureen McEnery  
Kathryn Mercer  
Ronda Mourad

Susan Painter  
Leena Palomo  
Aaron Perzanowksi  
Renato Roperto  
James Simmelink  
Ali Syed  
Chris Winkelman

### **Others Present**

Katie Brancato  
Lisa Camp  
Jonathan Carlson  
Stephanie Endy  
Don Feke  
David Fleshler

Arlishea Fulton  
Amy Hammett  
Thomas Matthews  
Marilyn Sanders Mobley  
Dean Patterson  
John Sideras

Matthew Smith  
Jeff Wolcowitz  
Sue Workman  
Victoria Wright



## Faculty Senate

Professor Cynthia Beall, chair, Faculty Senate, called the meeting to order at 3:30 p.m.

### **Approval of Minutes**

The Senate approved the minutes from the December 19, 2018 Faculty Senate meeting.  
*Attachment*

### **President's Announcements**

The President reported that the university will be closed on Wednesday and Thursday of this week due to extreme temperatures and wind. However, heat will be on in all campus buildings.

Cyrus Taylor resigned as dean of the College of Arts and Sciences and will return to teaching. Professor Timothy Beal will serve as interim dean.

LaToya Ruby Frazier, a visual artist and advocate, was the Martin Luther King, Jr. Convocation speaker. Ms. Frazier uses photography to capture social inequality. President Snyder said that that speech was very powerful.

The university's capital campaign officially concluded on December 31, 2018. A total of \$1.82 billion was raised. Momentum typically slows at the conclusion of a capital campaign, but a total of \$131 million were raised during the last 6 months ending 12/31/18. The campaign has had an enormous impact on the university community. In addition to raising \$1.3 million in cash, \$153 million was raised for undergraduate and graduate student scholarships and fellowships and \$862 million was raised for academic and research programs. Funding for 98 endowed professorships was also raised. The university will continue to seek funding for student scholarships. The President said that a Commission on the future of philanthropy is being formed. The chair and vice chair of the Senate have agreed to serve. They will discuss new avenues and vehicles for fundraising in the future.

The President encouraged all present to attend the reception following the meeting.

### **Provost's Announcements**

The Provost reported that the university has received more than 28,000 undergraduate applications this year, which is approximately 2,000 more than last year. There was also an increase in the number of applications from students interested in the humanities and social sciences, as well as more applications from African-American students.

The Provost reported that his office is currently conducting searches for, (i) School of Nursing dean (initial candidate interviews are scheduled for 2/13), (ii) an Executive Director for the



## Faculty Senate

Veale Institute for Innovation and Entrepreneurship, and (iii) an Associate Provost for Interprofessional Education.

### **Chair's Announcements**

Prof. Beall reported that the Office of International Affairs and the Office of University Technology have requested that proposals for new or revised programs/degrees (as designated on the university's Approval Matrix) be submitted to their offices as part of the overall approval process. More information on this will follow.

### **Report from the Executive Committee**

Professor David Miller, vice chair, reported on items from the December 12<sup>th</sup> Executive Committee meeting:

**1. Report from Faculty Senate Committee on Minority Affairs** – Professor Leena Palomo, member of the Senate Minority Affairs Committee, presented a proposed resolution from the Committee to increase Diversity 360 Training among faculty and senators through the Office of Inclusion, Diversity and Equal Opportunity (OIDEO). The Executive Committee discussed the resolution and whether the data maintained by OIDEO on faculty participation in the Diversity 360 was accurate. Prof. Palomo said that OIDEO had originally maintained incomplete information on attendance but that they are keeping better records now. The Executive Committee decided that without accurate data, they could not consider the resolution. Several Committee members said that they had received emails from a member of the Minorities Affairs Committee asking if they had completed the training. Prof. Palomo said she would look into this to determine whether the email had been sent to the entire Faculty Senate.

**2. Placement in the handbook of University Policies that Affect Faculty** - Professor Ken Ledford, chair of the Senate By-Laws Committee, reported on the status of discussions with Libby Keefer, General Counsel, regarding placement of university policies that directly affect faculty. The University Compliance Office compiled a list of university policies that is now maintained on the Compliance website. Ms. Keefer reviewed this list of policies and is organizing them into three categories: (1) applicability to faculty roles; (2) faculty as employees; and (3) faculty members of the university community. Once this is completed, a plan will be developed for placement of policies that directly affect faculty (or links to policies) in the relevant chapters of the Handbook.

**3. Draft Language for Budget Priorities Subcommittee Charge** - Prof. Ledford presented draft language for the Budget Priorities Subcommittee charge. Since this is a Subcommittee of the Senate Finance Committee, it is proposed that the language be contained within the Finance Committee charge in Chapter 2 of the Faculty Handbook, and will require approval by the University Faculty and the Board of Trustees. A committee member asked about the language in the proposed charge restricting subcommittee member terms to 3 years. He pointed out that a standing committee chair who is a member of the subcommittee could serve more than 3 years as chair of his/her committee. The Executive Committee discussed whether to remove this language in the charge or to limit its applicability. The Committee decided that the restriction should apply only to at-large members of the



## Faculty Senate

subcommittee and not standing committee chairs. Professor Glenn Starkman, chair of the Finance Committee, will revise the language and send it to Prof. Ledford.

**4. Faculty Personnel Committee Report on Faculty 9-month Contracts-** the Committee on Faculty Personnel was charged by the Executive Committee with requesting information from the College and the schools on rules (or practices) that govern when 9-month faculty are expected to be on campus or available during the academic year. The Provost had asked the Senate to review these requirements and to consider whether rules should be consistent across the schools. Prof. Christine Cano, chair of the Personnel Committee, reported that among those schools with faculty on 9-month contracts, there appears to be significant variation. The range from formal policies (CAS) to no policies (WSOM) to no policies with strong informal expectations. The Provost and President stated that faculty should not be asked to follow a rigid set of guidelines that dictate when they must be on campus (e.g., fall and spring breaks). The President and Provost clarified that the Provost's request was actually a request regarding his concern about a FEW faculty who spend excessive time off campus to the extent that they do not fulfill their university duties. Prof. Ledford suggested that one approach would be to amend the professional responsibilities section of the Faculty Handbook to address this issue, and abuses could be dealt with through disciplinary actions. The President suggested that this be considered by the Senate By-Laws Committee. Provost Vinson indicated that we could discuss expectations regarding faculty presence on campus continuously throughout the academic year regardless of official University breaks with the deans.

### **Secretary of the Corporation Report**

The Secretary of the Corporation report from the January 15<sup>th</sup>, 2018 Board of Trustees meeting was posted to the Senate Google site prior to the meeting. *Attachment*

### **Strategic Planning Timeline**

Lisa Camp, Chief of Staff to the Provost, provided a timeline for the strategic planning process. By June 1, she expect to have a 2-3 page framework for the plan. This will not be a detailed document, but one that will guide the university going forward. 150 applications for Thinkers were received. The applications were reviewed and ranked by the President's Council and the Presidents of the Undergraduate Student Government and the Graduate Student Council. The highest ranked applications were reviewed by the Provost and 14 Thinkers were chosen. They will be introduced to the University community at an event next week.

A committee of 12 reviewers (including two faculty from the Senate Executive Committee) reviewed 131 applications for seed sprints. Sprints that are ranked at 3.5 or higher (out of 5) will move to the next level for consideration. There were many good ideas presented and the Provost's office is considering how to use those that weren't accepted for the next level. Those who receive funding will work on their projects over the semester and report to the campus community in May.

After February 1, focus will turn to the reading, discussion, and advising groups that will involve university community members. Ms. Camp said that she would like to see the Faculty Senate



## Faculty Senate

hold debates or other discussion groups. Applications for facilitators for these groups are being accepted. Ideas from the groups will be conveyed to the Thinkers. Ms. Camp said that there will be periodic meetings where the Thinkers will update the university community on their progress. A member of the Senate asked whether the mission of the University will be discussed as part of the planning process. The Provost said that this is being considered. Ms. Camp said that there will be advisory groups for alumni, industry leaders, Distinguished University Professors, Emeriti Faculty and others. Each one of these groups has been assigned a staff member and will begin meeting in February. A member of the Committee suggested that there also be a county or Greater Cleveland group. Ms. Camp said that they will be working with Julie Rehm, Vice President, Government and Foundation Relations, and her advisory group, but that a survey will be created and sent to Cleveland leaders not already involved to see how they might want to engage. *Attachment*

### **Presentation on Accommodated Testing**

Judith Hammer, Assistant Dean with the Office of Accommodated Testing and Services reported on the growing need for university resources and space for the broad range of testing accommodations that institutions are required to make available to students. While the total number of students requesting accommodations has not increased dramatically, the needs of the students have changed. For instance, in 2017, 19 students requested isolation rooms for test taking. This year the number increased to 40 and the university has just 5 isolation rooms. Staff are required to meet students very early in the morning or later at night because of the lack of appropriate space. Ms. Hammer provided information on revised testing procedures and reminded faculty how important is to complete the Faculty Authorization Form prior to an exam. Ms. Hammer also said that there may be occasions when they request teaching assistants to help proctor large groups of students on heavy testing days such as during midterms and finals. A senator asked whether the teaching assistants would be compensated. Departments may not have sufficient funds to cover this cost. Ms. Hammer said that they are working on securing new funding to help with these expenses. *Attachment*

### **Replacement of Outdated Sexual Harassment Policy in Faculty Handbook**

Professor Ken Ledford, chair of the Senate By-Laws Committee, reported that the sexual harassment provisions of the Faculty Handbook (located in Chapter 4) should be replaced with the university's sexual misconduct policy. The Senate By-Laws Committee recommended removing the outdated sexual harassment provisions and replacing them with a link to the sexual misconduct policy. The Faculty Senate voted to approve accept this recommendation.

### **Presentation on University Accounting Practices that Impact Management Units**

Jonathan Carlson, Vice President for Financial Planning, and Victoria Wright, Senior Associate Vice President for Planning and Administration, presented information on the university's revenue and expense allocation practices. Some revenue is directly attributable to a particular management center, but other revenue, such as from undergraduate tuition, requires allocation among the centers. Indirect costs for library, student services, plant, information



## Faculty Senate

services, and university services are also allocated to management centers based on allocation formulas. A few changes to current revenue allocation practices have been instituted during the 2019 fiscal year. They pertain to allocation of undergraduate tuition revenue (15% of tuition revenue will be based on graduates' majors instead of degrees) and allocation of graduate and professional tuition (tuition revenue-sharing). In addition, the number of cost pools for indirect expense allocations has been reduced from 34 to 7. This change is being phased in over two years (2019-2020).

A senator thanked the presenters for providing transparency in the budgeting process. He also commented that while management centers have some control over their own revenue and expenses, policy decisions are being made at the administrative level with respect to allocation formulas, etc... Another senator said he believes that allocation practices disadvantage the College of Arts and Sciences. There was insufficient time for further questions, so the presenters were asked and agreed to come to the February Senate meeting to answer additional questions. Faculty were encouraged to review Appendix C to the operating statements which contains revenue and expense allocation practices. See <https://goo.gl/Xob5rN>

### **Pharmacy Benefit Manager Transition Update**

Carolyn Gregory, Vice President for Human Resources, reported on options they are considering with respect to the pharmacy benefit manager situation. Ms. Gregory reminded the Senate that the transition was made to reduce the rate of health care cost increases. Options at this time include:

1. Maintaining the existing model
2. Keeping the existing model but providing employees the option to pick up maintenance medications at a CVS Pharmacy
3. Replacing Direct Scripts with another mail-order option and giving employees the option to pick up maintenance medications at a CVS Pharmacy

Ms. Gregory said that Direct Scripts' customer service has improved considerably since October of 2018. The ability to pay for medications on their website is still difficult but the company is working on this issue. With option #2, it will cost more for employees who choose to pick up maintenance medications locally. With option #3, all employees would have to re-enroll with a new pharmacy benefit manager and the transition would take 90-120 days. Plus, a change to another manager may not yield substantial benefits. Direct Scripts has been responsive to our requests and is also adding medications utilized by CWRU employees to its \$9.95 list.

Ms. Gregory said that they have reached out to Professor J.B. Silvers at the Weatherhead School of Management (an expert in health care financing) and he has agreed to help evaluate the different options.



## Faculty Senate

The meeting was adjourned at 5:37 pm.



## Board of Trustees

## Executive Committee

### **Secretary Report to the Faculty Senate January 29, 2019**

The Executive Committee of the Board of Trustees met on January 15, 2019. The next meeting is full board on February 22-23, 2019. Below is a summary of the business transacted at the meeting.

The Trustees approved seven new endowments totaling \$375,000 for scholarships in the College, Medicine, Dental, Engineering, and for the dean's discretionary funds for Nursing and Mandel School.

The Trustees also approved the following:

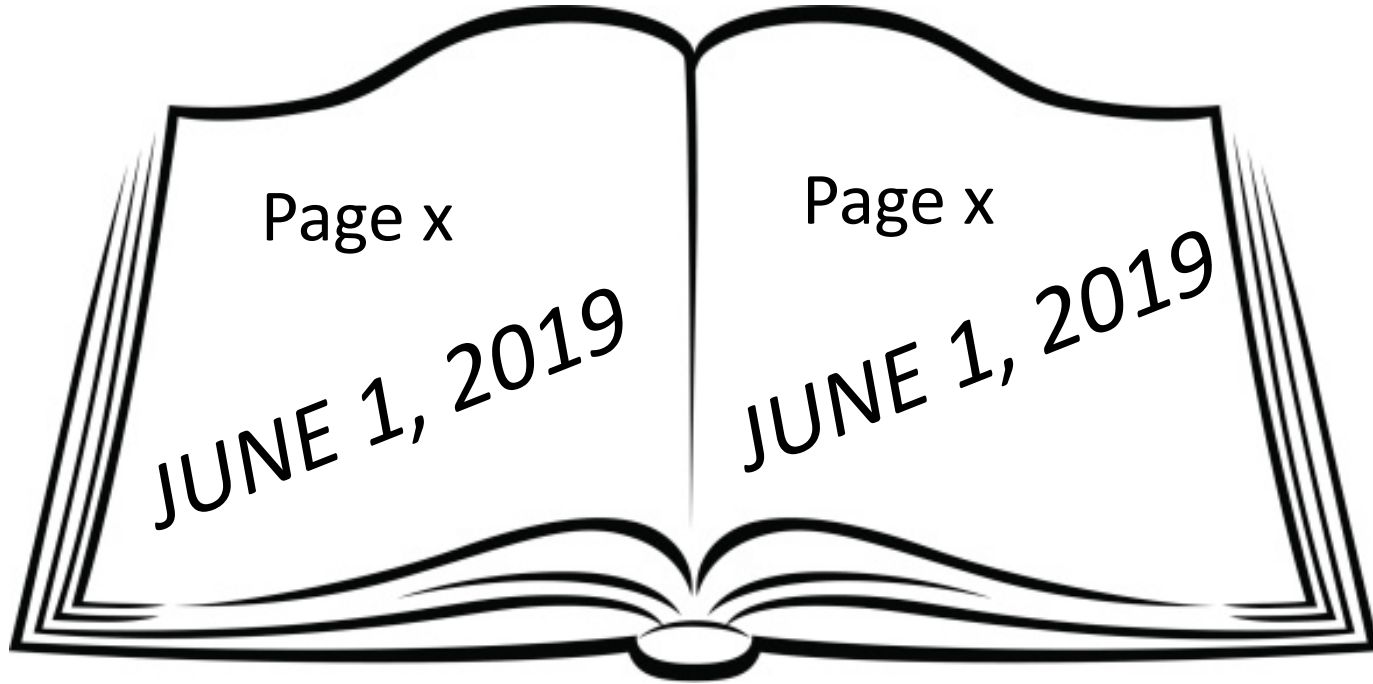
- appointment of the interim dean of the College of Arts and Sciences, Timothy Beal
- two awards of Honorary Degree
- three appointments to named professorships
- thirteen junior faculty appointments
- two appointments to emeritus status

The Trustees received an update on the success of the Forward Thinking capital campaign, which closed at \$1.82 billion.

# CWRU *ThinkBig* Strategic Plan

Update to the Faculty Senate  
January 29, 2019

# The CWRU Strategy



Surveys

Townhalls

Forums

FALL SEMESTER  
2018

Ideas, Frustration,  
Positive Future, Hope,  
Cynicism, Divided Future

Advisory Groups

### All Campus Involvement—Community & Culture

#### Schools/Colleg e/Units

- Discussions of existing plans
- Ensure integration and alignment

#### Reading & Listening

- Many Learning Groups
- Mix of faculty/staff/students
- Books, articles, data sets, podcasts

#### Debates & Speakers

- External & Internal Guests
- Camps Issues
- National Issues

#### Seed Sprints

- Faculty, staff, students
- Academic—research, courses
- Administrative solutions
- Co-curricular



### CWRU “Thinkers”

- Listeners
- 14 Faculty/Staff
- 3 Student Liaisons
- Future of Higher Education
- What is “Our Way”?

SPRING SEMESTER 2019

Alumni

CLE

DUPs

Emeriti

Industry

UGrad

Grad/Prof

# CWRU “Thinkers & Listeners”

## Thinkers & Listeners

- **January 16th:** 150 Applications
- Reviewed by President’s Council, President of USG, President of GPC
- Final review by Provost
- **January 24<sup>th</sup>:** Announced 14 faculty/staff, 3 student liaisons
- **January 25<sup>th</sup>:** First meeting!

## Faculty

Eileen Anderson-Fye  
Diana Bilimoria  
John Flores  
Umut Gurkan  
Ronald Hickman  
Kathryn Lavelle  
Kurt Stange  
Paul Tesar  
Dustin Tyler

## Staff

Dawn Ellis  
Michael Householder  
Joan Schenkel  
Naomi Sigg  
Molly Watkins

## Student Liaisons

Jinli Zhu , Michael  
Douglass, Monica  
Chavan

# Seed Sprints

- **January 18<sup>th</sup>:** 131 applications
  - Academic: 73
  - Co-Curricular: 46
  - Administrative/Operational: 12
- **January 22<sup>nd</sup>:** Review Group meets; 55 invited back
  - Academic: 30
  - Co-Curricular: 19
  - Administrative/Operational: 6
- **January 30<sup>th</sup>:** Final submissions due
- **February 4<sup>th</sup>:** Review Group meets
- **February 5-8:** Announcements/projects begin
- **May 1-3:** Project report-outs to campus

# What's Next?

- **January 28<sup>th</sup> through February 8<sup>th</sup>**
  - Campus-wide meeting with Thinkers/Listeners
  - Thinkers/Listeners reading, reviewing
  - Listing of seed sprints on ThinkBig website
  - Full activation of Advisory Groups
  - Begin activating reading/watching/listening groups
  - Begin developing lecture/dialogue/debate activities
  - Determine schedule of meetings with Faculty Senate Exec, Staff Advisory Exec, USG Exec, and GPC Exec.
  - Set schedule for campus updates

## Dear Faculty Partners for Accommodated Testing:

Last fall, we proctored **3,224** tests for **378** students, with one or more of **25** possible testing accommodations, for **266** faculty with specific requirements for their exams and finals. Based on feedback from student and faculty surveys, we have made the following revisions to our testing procedures to ensure that we adhere both to the students' testing accommodations as well as faculty policies.

### **Communication with OATS**

We are open 8 am to 5 pm with extended hours during finals. All correspondence about the testing process should be sent to [testing@case.edu](mailto:testing@case.edu). We do not read email after 5 pm or on weekends. Our direct line is 216.368.0399.

Each time your students test with us, you will receive a series of email messages from [testing@case.edu](mailto:testing@case.edu). These messages will be sent:

1. One week before a testing date, listing student(s) testing and their appointment information, including start/stop times.
2. Two days before a testing date, listing student(s) registering late for an exam.
3. The day of the exam, listing student(s) who have completed your exam.

If you see a start time not compliant with your course, send an email to [testing@case.edu](mailto:testing@case.edu) immediately. Students may require an early start time, but the stop time should fall within the class time for your exam. Any start times outside of your exam date and time are worked out by OATS with you prior to the exam.

### **Prior to the Exam Date**

- **Complete your Faculty Authorization Form (FAF) promptly.** We can't test your student without a completed form.

**The FAF is sent along with your student's accommodation memo.** However, only one FAF per course is needed per semester. If additional students send an FAF for the same course, you don't need to complete a new form.

**On your FAF, add the names, phone numbers, and email addresses of any co-instructors in your course and your teaching assistants who may pick up your completed exams.** Also, complete all information applicable to your course for the semester, including the duration of your quizzes, exams, midterm, or your final. Noting a date and time for your final different than what is in SIS is especially important.

- **Along with the FAF, email your syllabus and your classroom testing policy (if not stated in your syllabus).** We need your testing policy in order to know how to respond to students who may arrive late or do not show for your exam(s). If students don't have a disability-related issue, they are held to the same policies as their classmates testing in the classroom.
- **Send testing materials to OATS at least one business day before your students are testing.** Test materials should be either uploaded through AIM using the appointment notification email link or sent to [testing@case.edu](mailto:testing@case.edu). Again, we do not read email after 5 pm or on weekends. We need 1 business day to prepare each test to reflect both a student's individual testing accommodations along with your specific test format and directions.



**Include the following at the top of all exams sent to us:** your first and last name, course title and number, and exam number. This information helps us keep track of exams since we administer 30 to 75 different exams on a daily basis.

- **Exam materials are secured in a locked cabinet.**
- **Notify us at [testing@case.edu](mailto:testing@case.edu) of changes in your testing process and/or scheduled exam/finals times.**
- **There may be occasions when we may ask if a TA from your course could assist with proctoring large groups of our students on heavy testing days such as during midterms and finals.**
- **Be sure that you or your TA is available when your students are testing to answer questions that they may have about your exam.** We will use the method of communication (either email or phone) that you indicated on the FAF.

#### **Delivery**

- **Couriers deliver completed exams Monday through Friday from 3 pm to 5 pm for faculty not on the Case Quad.**
- **Couriers will only leave the exams with individuals who can sign for these testing materials, such as a Department Assistant.** If you want your exams delivered to someone else in your department, such as a TA, you need to email [testing@case.edu](mailto:testing@case.edu) with the name and location of the person. We can't leave completed exams in mailboxes or slide them under office doors. We also can't scan completed exams unless a faculty has an accommodation or an emergency.

As your liaison, I am here to help you. I have attached our student testing policy so you know more about the testing process for your students. Please contact me directly at [jko2@case.edu](mailto:jko2@case.edu) or at 216-368-8825 if you have recommendations to enhance our testing process. You can also send us feedback through our website survey at <https://students.case.edu/wellness/testing/>.

Best regards,

Judy Hammer  
Assistant Dean, Office of Accommodated Testing & Services (OATS)

# Operating Statement Allocations

January 29, 2019

Jonathan Carlson

Victoria Wright

# Operating Statement - Overview

- Responsibility Center Management (RCM)



STATEMENT OF OPERATION FOR FISCAL YEAR 2019  
2019 BUDGET vs. 2018 BUDGET

in thousands of dollars	2017 Actual	2018 Budget	2019 Budget	\$ Increase/Decrease from 2018 Budget	% Variance to 2018 Budget
<b>REVENUE</b>					
<b>TUTION</b>					
Undergraduate	\$ 212,275	\$ 217,030	\$ 231,618	\$ 14,588	6.6%
Summer	16,574	17,810	18,552	742	3.9%
Professional	134,253	160,776	162,232	2,456	1.5%
Continuing	56,692	65,960	65,723	(237)	(0.4%)
Fees	1,519	2,811	1,471	(1,340)	(47.3%)
<b>TOTAL TUITION</b>	<b>423,233</b>	<b>465,407</b>	<b>480,546</b>	<b>15,139</b>	<b>3.2%</b>
<b>ENDOWMENT</b>					
Restricted Endowment	40,489	53,205	54,405	1,199	2.3%
Unrestricted Endowment	34,871	31,413	31,880	467	1.5%
<b>TOTAL ENDOWMENT</b>	<b>75,360</b>	<b>84,618</b>	<b>86,285</b>	<b>1,667</b>	<b>1.9%</b>
<b>OTHER REVENUE</b>					
Research & Training	314,988	305,375	324,563	19,188	6.3%
Restricted Gifts	46,209	40,648	41,214	566	1.4%
Overhead Recovery	74,554	74,340	76,748	2,408	3.2%
Unrestricted Gifts	1,623	4,816	5,210	394	8.2%
State Support	2,734	1,900	2,318	418	22.0%
Organized Activities	11,388	11,022	11,627	605	5.5%
Other Income	31,823	46,699	46,498	(201)	(0.4%)
Royalties	27,001	21,494	23,207	1,713	7.9%
<b>TOTAL OTHER REVENUE</b>	<b>579,286</b>	<b>537,965</b>	<b>582,386</b>	<b>44,421</b>	<b>8.3%</b>
<b>TOTAL REVENUE</b>	<b>\$ 1,027,880</b>	<b>\$ 1,111,910</b>	<b>\$ 1,155,126</b>	<b>\$ 43,816</b>	<b>3.9%</b>
<b>EXPENSE</b>					
<b>DIRECT EXPENSE</b>					
Faculty Salaries	\$ 153,912	\$ 157,235	\$ 160,571	\$ 3,336	2.1%
Other Salaries	101,291	101,307	103,989	2,682	2.6%
<b>TOTAL SALARIES</b>	<b>255,203</b>	<b>258,542</b>	<b>264,560</b>	<b>6,018</b>	<b>2.3%</b>
Fringe	43,426	42,422	43,175	753	1.8%
Student Salaries	30,884	30,777	31,981	1,204	3.9%
Student Aid	196,127	184,290	196,824	12,534	6.8%
Non-Salary	297,811	292,529	300,385	7,856	2.7%
<b>TOTAL DIRECT EXPENSE</b>	<b>843,798</b>	<b>849,601</b>	<b>883,925</b>	<b>34,324</b>	<b>4.0%</b>
Business/Donor Expense	413,146	399,454	420,282	20,828	5.2%
Unrestricted Shared Expense	428,227	445,047	461,659	16,612	3.7%
<b>INDIRECT EXPENSE</b>					
Library	14,431	14,111	14,311	200	1.4%
Student Services	37,297	27,929	30,587	2,658	9.5%
Plant	43,154	43,909	45,951	2,042	4.7%
Information Services	28,800	30,347	30,920	573	1.9%
University Services	67,689	41,476	46,979	5,503	13.3%
<b>TOTAL INDIRECT EXPENSE</b>	<b>201,391</b>	<b>197,812</b>	<b>210,747</b>	<b>12,935</b>	<b>6.5%</b>
Auxiliaries	41,219	41,241	41,228	(13)	(0.0%)
<b>TOTAL EXPENSE</b>	<b>\$ 1,106,422</b>	<b>\$ 1,109,854</b>	<b>\$ 1,156,027</b>	<b>\$ 46,973</b>	<b>4.2%</b>
<b>OPERATING MARGIN</b>	<b>\$ 1,866</b>	<b>\$ 2,256</b>	<b>(907)</b>	<b>(2,163)</b>	<b>-140.2%</b>
Undergraduate Endowment Subvention					
Use of Retained Surplus/Unencumbered Funds	1,160	1,640	1,640	0.0%	
<b>SURPLUS/(DEFICIT)</b>	<b>\$ 7,862</b>	<b>\$ 3,046</b>	<b>\$ 4,799</b>	<b>\$ 2,463</b>	<b>81.2%</b>



Similar Format  
Common Definitions  
Ability to Aggregate  
Ability to Plan & Report Activity

- University
- Mgmt. Center
- Division
- Department
- Cost Center



STATEMENT OF OPERATION FOR FISCAL YEAR 2019



STATEMENT OF OPERATION FOR FISCAL YEAR 2019



STATEMENT OF OPERATION FOR FISCAL YEAR 2019



STATEMENT OF OPERATION FOR FISCAL YEAR 2019



STATEMENT OF OPERATION FOR FISCAL YEAR 2019



STATEMENT OF OPERATION FOR FISCAL YEAR 2019



STATEMENT OF OPERATION FOR FISCAL YEAR 2019



STATEMENT OF OPERATION FOR FISCAL YEAR 2019



STATEMENT OF OPERATION FOR FISCAL YEAR 2019



STATEMENT OF OPERATION FOR FISCAL YEAR 2019



STATEMENT OF OPERATION FOR FISCAL YEAR 2019



STATEMENT OF OPERATION FOR FISCAL YEAR 2019



STATEMENT OF OPERATION FOR FISCAL YEAR 2019



STATEMENT OF OPERATION FOR FISCAL YEAR 2019



STATEMENT OF OPERATION FOR FISCAL YEAR 2019



STATEMENT OF OPERATION FOR FISCAL YEAR 2019



STATEMENT OF OPERATION FOR FISCAL YEAR 2019



STATEMENT OF OPERATION FOR FISCAL YEAR 2019



STATEMENT OF OPERATION FOR FISCAL YEAR 2019



STATEMENT OF OPERATION FOR FISCAL YEAR 2019



STATEMENT OF OPERATION FOR FISCAL YEAR 2019



STATEMENT OF OPERATION FOR FISCAL YEAR 2019



STATEMENT OF OPERATION FOR FISCAL YEAR 2019



STATEMENT OF OPERATION FOR FISCAL YEAR 2019



STATEMENT OF OPERATION FOR FISCAL YEAR 2019



STATEMENT OF OPERATION FOR FISCAL YEAR 2019



STATEMENT OF OPERATION FOR FISCAL YEAR 2019



STATEMENT OF OPERATION FOR FISCAL YEAR 2019

# Operating Statement – Overview, continued

- Revenue
  - Most revenue is directly identified to the management center
  - Some revenue originates at level not identified with our management structure
    - This revenue requires allocation
    - Example: Undergraduate Tuition

# Operating Statement – Overview, continued

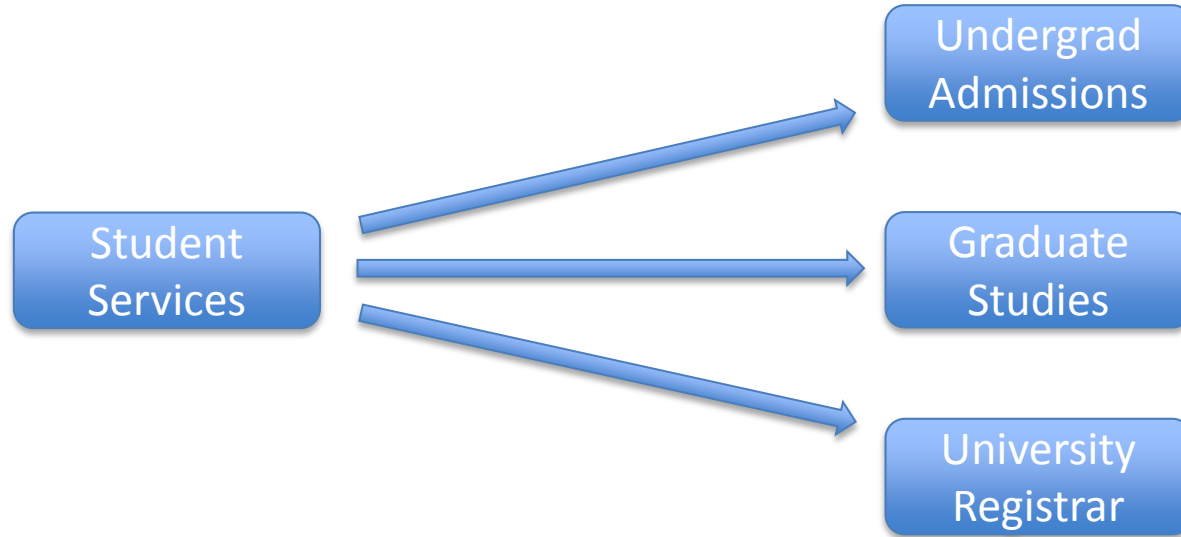
- Revenue Allocation
  - Objective – allocate revenue within the management structure in proportion to revenue generation using an index
    - Undergraduate Tuition = Undergraduate credit hours
  - Sometimes...one index is too general or not accurate enough
    - Utilize multiple indices to reflect significant characteristics
      - Undergraduate Tuition =
        - 85% Undergraduate credit hours
        - 15% degrees/majors granted

# Operating Statement – Overview, continued

- Expense
  - Objective – allocate cost not directly managed but attributed to generating revenue (i.e., UTech, Plant)
    - RCM operates using an Operating Statement at the unit level for performance reporting
    - Some organizations direct charge these support costs when there is a significant cost/benefit and very detailed cost accounting
  - Utilize an index reflective of usage (i.e., student head count)
  - Sometimes...one index is too general or not accurate enough
    - Identify sub-set within cost pools which is consumed in a different pattern

# Operating Statement – Overview, continued

- Expense, continued



# Operating Statement – Contents

- “Budget Book” - Annually published Operating Statement plan for the upcoming year
- Includes consolidated budget and budgets by management center
- Key Facts and Assumptions
- Notes to Revenue and Expense
- Historical Trends
- Significant variances
- Student enrollment and Tuition, Room & Board rates
- Appendix C - Revenue and Expense Allocation Practices




# Operating Statement – Frequency of Use

- Operating Budget
  - Operating statement plan for the upcoming year
  - Internal View Operating Statement
- Quarterly Forecasts (Q1, Q2, Q3)
  - Operating Statement plan for the remainder of the current year
  - Forecast based on current year-to-date information
  - Compared to Operating Budget
- Annual Operating Statement
  - Year end final results
  - Compared to Operating Budget

# Operating Statement – Where to Find

- Budget Book located at <https://case.edu/financialplanning/operating-budget>
- Includes current Budget Book and Archived copies from FY 2012
- Includes Allocations
  - Revenue
  - Expense
- Primary use – A guide for performance measurement



# Operating Statement - Format

- Revenue – Resources in
  - Tuition
  - Endowment
  - Other
- Expenses – Resources out
  - Salaries
  - Student Aid
  - Non-salary
  - Indirect Expense (IDC's)

## STATEMENT OF OPERATION FOR FISCAL YEAR 2019 2019 BUDGET vs. 2018 BUDGET

<i>In thousands of dollars</i>	2017 Actual	2018 Budget	2019 Budget	\$ Increase/ (Decrease) from 2018 Budget	% Variance to 2018 Budget
<b>REVENUE</b>					
<b>TUITION</b>					
Undergraduate	\$ 212,275	\$ 217,599	\$ 231,618	\$ 14,019	6.4%
Summer	16,574	17,816	18,502	686	3.9%
Professional Graduate	154,253	160,776	163,232	2,456	1.5%
Fees	56,692	65,460	65,723	263	0.4%
	3,434	3,811	3,471	(340)	-8.9%
<b>TOTAL TUITION</b>	<b>443,228</b>	<b>465,462</b>	<b>482,546</b>	<b>17,084</b>	<b>3.7%</b>
<b>ENDOWMENT</b>					
Restricted Endowment	49,949	53,395	54,405	1,010	1.9%
Unrestricted Endowment	34,871	35,413	35,880	467	1.3%
<b>TOTAL ENDOWMENT</b>	<b>84,820</b>	<b>88,808</b>	<b>90,285</b>	<b>1,477</b>	<b>1.7%</b>
<b>OTHER REVENUE</b>					
Research & Training	314,988	305,375	324,663	19,288	6.3%
Restricted Gifts	48,209	40,684	41,214	530	1.3%
Overhead Recovery	74,554	74,340	76,794	2,454	3.3%
Unrestricted Gifts	3,623	4,616	5,878	1,262	27.3%
State Support	2,734	1,900	2,318	418	22.0%
Organized Activities	11,308	11,932	11,627	(305)	-2.6%
Other Income	51,823	46,699	46,498	(201)	-0.4%
Auxiliaries	72,001	71,494	73,297	1,803	2.5%
<b>TOTAL OTHER REVENUE</b>	<b>579,240</b>	<b>557,040</b>	<b>582,289</b>	<b>25,249</b>	<b>4.5%</b>
<b>TOTAL REVENUE</b>	<b>\$ 1,107,288</b>	<b>\$ 1,111,310</b>	<b>\$ 1,155,120</b>	<b>\$ 43,810</b>	<b>3.9%</b>
<b>EXPENSE</b>					
<b>DIRECT EXPENSE</b>					
Faculty Salaries	\$ 153,912	\$ 157,235	\$ 160,571	\$ 3,336	2.1%
Other Salaries	101,293	101,307	103,986	2,679	2.6%
<b>TOTAL SALARIES</b>	<b>255,205</b>	<b>258,542</b>	<b>264,557</b>	<b>6,015</b>	<b>2.3%</b>
Fringe	73,426	79,422	85,175	5,753	7.2%
Student Salaries	30,844	30,777	31,981	1,204	3.9%
Student Aid	184,112	184,230	196,834	12,604	6.8%
Non-salary	297,811	292,530	305,385	12,855	4.4%
<b>TOTAL DIRECT EXPENSE</b>	<b>841,398</b>	<b>845,501</b>	<b>883,932</b>	<b>38,431</b>	<b>4.5%</b>
Restricted Direct Expense	413,146	399,454	420,282	20,828	5.2%
Unrestricted Direct Expense	428,252	446,047	463,650	17,603	3.9%
<b>INDIRECT EXPENSE</b>					
Library	15,433	16,151	16,331	180	1.1%
Student Services	27,297	27,929	30,587	2,658	9.5%
Plant	63,556	63,909	65,951	2,042	3.2%
Information Services	28,830	30,347	30,920	573	1.9%
University Services	67,689	63,476	66,978	3,502	5.5%
<b>TOTAL INDIRECT EXPENSE</b>	<b>202,805</b>	<b>201,812</b>	<b>210,767</b>	<b>8,955</b>	<b>4.4%</b>
Auxiliaries	61,219	61,741	61,328	(413)	-0.7%
<b>TOTAL EXPENSE</b>	<b>\$ 1,105,422</b>	<b>\$ 1,109,054</b>	<b>\$ 1,156,027</b>	<b>\$ 46,973</b>	<b>4.2%</b>
<b>OPERATING MARGIN</b>	<b>\$ 1,866</b>	<b>\$ 2,256</b>	<b>\$ (907)</b>	<b>\$ (3,163)</b>	<b>-140.2%</b>
Undergraduate Tuition Subvention	-	-	-	-	-
Use of Retained Surplus/Encumbered Funds	5,186	-	5,646	5,646	-
<b>SURPLUS/(DEFICIT)</b>	<b>\$ 7,052</b>	<b>\$ 2,256</b>	<b>\$ 4,739</b>	<b>\$ 2,483</b>	

# Operating Statement – Revenue

<i>In thousands of dollars</i>	2017	2018	2019	\$ Increase/ (Decrease) from	% Variance to
	Actual	Budget	Budget	2018 Budget	2018 Budget
<b>REVENUE</b>					
<b>TUITION</b>					
Undergraduate	\$ 212,275	\$ 217,599	\$ 231,618	\$ 14,019	6.4%
Summer	16,574	17,816	18,502	686	3.9%
Professional	154,253	160,776	163,232	2,456	1.5%
Graduate	56,692	65,460	65,723	263	0.4%
Fees	3,434	3,811	3,471	(340)	-8.9%
<b>TOTAL TUITION</b>	<b>443,228</b>	<b>465,462</b>	<b>482,546</b>	<b>17,084</b>	<b>3.7%</b>
<b>ENDOWMENT</b>					
Restricted Endowment	49,949	53,395	54,405	1,010	1.9%
Unrestricted Endowment	34,871	35,413	35,880	467	1.3%
<b>TOTAL ENDOWMENT</b>	<b>84,820</b>	<b>88,808</b>	<b>90,285</b>	<b>1,477</b>	<b>1.7%</b>
<b>OTHER REVENUE</b>					
Research & Training	314,988	305,375	324,663	19,288	6.3%
Restricted Gifts	48,209	40,684	41,214	530	1.3%
Overhead Recovery	74,554	74,340	76,794	2,454	3.3%
Unrestricted Gifts	3,623	4,616	5,878	1,262	27.3%
State Support	2,734	1,900	2,318	418	22.0%
Organized Activities	11,308	11,932	11,627	(305)	-2.6%
Other Income	51,823	46,699	46,498	(201)	-0.4%
Auxiliaries	72,001	71,494	73,297	1,803	2.5%
<b>TOTAL OTHER REVENUE</b>	<b>579,240</b>	<b>557,040</b>	<b>582,289</b>	<b>25,249</b>	<b>4.5%</b>
<b>TOTAL REVENUE</b>	<b>\$1,107,288</b>	<b>\$1,111,310</b>	<b>\$1,155,120</b>	<b>\$ 43,810</b>	<b>3.9%</b>

Allocated  
Revenue

Direct  
Revenue

# Operating Statement – Revenue Allocations

- Undergraduate Tuition
- Summer Tuition
- Graduate/Professional Tuition

# Revenue Allocations – Undergraduate Tuition

- Allocation:
  - 85% - Preceding two years average credit hours and SAGES credit hours
  - 15% - Preceding two years average graduates' degrees/majors awarded\*

\*Based on UBC recommendations, 15% will be allocated based on graduates' majors as opposed to degrees. This change is being phased in over two years starting in FY 2019.

# Revenue Allocations – Summer Tuition

- Summer Tuition includes Undergraduate, Graduate and Professional Tuition
  - Undergraduate Tuition is allocated based on the number of Undergraduate credit hours taken during the summer
  - Graduate and Professional Tuition is directly assigned to the management center a student is registered in
    - School of Graduate Studies credit hours – allocated to the management center that taught the credit hours
    - FY 2019 RCM change – See Graduate & Professional Tuition allocation

# Revenue Allocations – Graduate/Professional Tuition

- Most Graduate/Professional Tuition is directly assigned – but exceptions exist
- Students Registered in a Degree Program
  - General Guideline: Tuition revenue is credited to the degree program school
  - Beginning in FY19, tuition revenue sharing will take place
    - Students elect to take courses outside their degree school
    - Net credit hours (+/-) for each school are calculated and multiplied by \$750
    - UBC approves exceptions (e.g. MEM Program, unique situations)
- Non-Degree Students
  - General Guideline: Revenue is credited to the school teaching the course
  - PRIME Program (CAS and SOM) has a special arrangement



# Operating Statement – Expense

<i>In thousands of dollars</i>	2017 Actual	2018 Budget	2019 Budget	\$ Increase/ (Decrease) from 2018 Budget	% Variance to 2018 Budget
<b>EXPENSE</b>					
<b>DIRECT EXPENSE</b>					
Faculty Salaries	\$ 153,912	\$ 157,235	\$ 160,571	\$ 3,336	2.1%
Other Salaries	101,293	101,307	103,986	2,679	2.6%
<b>TOTAL SALARIES</b>	<b>255,205</b>	<b>258,542</b>	<b>264,557</b>	<b>6,015</b>	<b>2.3%</b>
Fringe	73,426	79,422	85,175	5,753	7.2%
Student Salaries	30,844	30,777	31,981	1,204	3.9%
Student Aid	184,112	184,230	196,834	12,604	6.8%
Non-salary	297,811	292,530	305,385	12,855	4.4%
<b>TOTAL DIRECT EXPENSE</b>	<b>841,398</b>	<b>845,501</b>	<b>883,932</b>	<b>38,431</b>	<b>4.5%</b>
Restricted Direct Expense	413,146	399,454	420,282	20,828	5.2%
Unrestricted Direct Expense	428,252	446,047	463,650	17,603	3.9%
<b>INDIRECT EXPENSE</b>					
Library	15,433	16,151	16,331	180	1.1%
Student Services	27,297	27,929	30,587	2,658	9.5%
Plant	63,556	63,909	65,951	2,042	3.2%
Information Services	28,830	30,347	30,920	573	1.9%
University Services	67,689	63,476	66,978	3,502	5.5%
<b>TOTAL INDIRECT EXPENSE</b>	<b>202,805</b>	<b>201,812</b>	<b>210,767</b>	<b>8,955</b>	<b>4.4%</b>
Auxiliaries	61,219	61,741	61,328	(413)	-0.7%
<b>TOTAL EXPENSE</b>	<b>\$1,105,422</b>	<b>\$1,109,054</b>	<b>\$1,156,027</b>	<b>\$ 46,973</b>	<b>4.2%</b>

} Direct Expense

} Allocated Exp.

} Direct Expense

} Allocated IDC

# Operating Statement – Expense Allocations

- Fringe Benefits
- IDC's
  - Library
  - Student Services
  - Plant
  - Information Services
  - University Services

# Expense Allocations – Fringe

- University-wide fringe budget prepared by Human Resource Department
- Fringe budget as a percent of budgeted salary equals the “Fringe Rate”
  - Fringe rate is applied to applicable actual salary paid
- FYI – Not all organizations’ fringe rates are comparable due to expenses included or excluded from the allocated fringe budget

# Expense Allocations – Library

- Includes University, Health Science, Law, and MSASS libraries
- Expense allocated based on student, faculty, and staff head counts
  - University Library – 75% to CAS, CSE, WSOM, and NURS; 25% to other schools
  - Health Science Library – 75% to DENT, NURS, CSOM; 25% to other schools
  - Law Library – 100% to LAW (No allocation of materials portions of other libraries to LAW)
  - MSASS Library – 75% to MSASS; 25% to other schools

# Expense Allocations – Student Services

- Expense includes Provost, Student Affairs & Enrollment Management
- Allocation based on student and Faculty/Staff Headcount
  - Most expense is assigned based on student benefit
  - Two year average of Direct Expenses - areas considered overall university purpose

# Expense Allocations – Plant

- Expense includes Plant Operations; including Utilities, Campus Services and Police & Security
- 79% of allocation based on direct academic square footage
- Remainder allocated based on following allocation:

Administrative Space	University Service (Two-Year Average Direct Expense)
University Library	Total University Library Allocation
Health Science Library	Total Health Science Library Allocation
Student Services	Student Service Allocation Excluding Physical Education and SAGES Allocation
University Center	Total Headcount
Athletic Space	Total Physical Education Space Allocation
Shared Classroom	Undergraduate FTE Ratio
SAGES	Two-Year Average SAGES Credit Hours Taught
Waste Removal	Fixed Amount

# Expense Allocations – Information Services

- Includes expense associated with campus network, central information processing, research and academic computing, the UTech, and ERP office
- Expense allocated in four pools
  - Core Technology – Square footage (including management center share of indirect square footage)
  - Instructional – Two year average of student headcount
  - Administrative- Two year average of direct expense
  - Infrastructure – Faculty, Staff, and Student headcount

## Expense Allocations – University Services

- Includes expense associated with other administrative areas; including the Office of the President, Provost, Division of Finance, Administration, Development, University Marketing & Communication, Diversity & Equal Opportunity, Research Administration, Technology Transfer, etc.
- Expense allocated based on two year average of direct expense
- Significant University Services Revenue Offsets include Student Health, Development Support, Technology Transfer Revenue, etc.



# Expense Allocations – Recent RCM Allocation Changes

- UBC recommended a change in the Indirect Expense allocation in 2018
- The change is phased in over two years (2019 and 2020)
- Objectives
  - Simplification – Reduce the number of cost drivers
  - Consistency – Keep overall allocation results consistent by management center
  - Improved planning – Better understanding of cost allocation
- Result
  - Reduced number of cost pools from 34 to 7
    - Library allocation remains unchanged
    - Utilities allocation (non-salary portion) remains unchanged
    - All other indirect expense allocated using five existing cost drivers
      - Two year average of direct expense, Base Plant Square footage, Faculty/Staff headcount, Student Headcount, Undergraduate FTE,

# Additional Information

# Expense Allocations – Library

	University Library	Health Science Library	MSASS Library	Law Library	Total Library Allocation
CAS	\$ 3,048	\$ 245	\$ 42	\$ -	\$ 3,335
CSE	2,048	165	28	-	2,241
WSOM	1,458	118	20	-	1,596
MSASS	208	37	397	-	642
LAW	146	58	8	2,585	2,797
DENT	227	230	8	-	465
NURS	466	269	11	-	746
CSOM	1,426	1,436	44	-	2,906
UGEN	-	-	86	-	86
<b>TOTAL</b>	<b>9,027</b>	<b>2,558</b>	<b>644</b>	<b>2,585</b>	<b>\$ 14,814</b>
Unallocated Library Expense (100% to UGEN):					<b>\$ 1,517</b>
<b>TOTAL LIBRARY</b>	<b>\$ 9,027</b>	<b>\$ 2,558</b>	<b>\$ 644</b>	<b>\$ 2,585</b>	<b>\$ 16,331</b>

# Expense Allocations – Student Services

	Undergraduate	Student	Graduate	Graduate/	University	SAGES	Faculty/	Weighted	
	FTE	Head	Student	Professional	Services		Staff	Average	Total
		Count	Head	Head	Count	Count	Count	Student	
			Count	Count	Count	Count	Count	Headcount	
CAS	\$ 7,262	\$ 933	\$ 282	\$ 59	\$ 40	\$ 178	\$ 55	\$ 519	\$ 9,328
CSE	3,807	608	362	77	43	64	45	321	5,327
WSOM	1,441	455	41	114	25	24	22	211	2,333
MSASS	22	116	18	43	13	-	20	47	279
LAW	10	164	-	62	17	5	12	66	336
DENT	1	119	56	45	15	1	26	48	311
NURS	699	219	29	55	12	18	22	102	1,156
CSOM	377	583	545	206	165	2	239	193	2,310
UGEN	379	41	-	-	-	170	-	24	614
<b>TOTAL</b>	<b>\$ 13,998</b>	<b>\$ 3,238</b>	<b>\$ 1,333</b>	<b>\$ 661</b>	<b>\$ 330</b>	<b>\$ 462</b>	<b>\$ 441</b>	<b>\$ 1,531</b>	<b>\$ 21,994</b>
Unallocated Student Services (100% to UGEN)*									8,593
<b>TOTAL STUDENT SERVICES</b>									<b>\$ 30,587</b>

# Expense Allocations – Plant

	Square Footage	% of Total	Total Direct Plant	Admin. Space	Univ. Library	Health Science Library	Student Services	Univ. Center	Athletic Space	Shared Classroom	SAGES Allocation	Waste Removal (Fixed)	Total Plant Allocation
CAS	591,143	19.4%	\$ 8,120	\$ 727	\$ 721	\$ 151	\$ 627	\$ 360	\$ 1,268	\$ 313	\$ 40	\$ 46	\$ 12,373
CSE	598,890	19.6%	8,882	769	392	82	364	242	708	172	14	46	11,671
WSOM	186,872	6.1%	2,442	452	289	61	157	172	331	66	5	-	3,975
MSASS	60,066	2.0%	829	231	46	22	18	55	47	1	-	-	1,249
LAW	122,013	4.0%	1,549	311	28	13	22	65	53	-	1	-	2,042
DENT	154,952	5.1%	2,939	269	51	127	20	60	50	-	-	-	3,516
NURS	81,998	2.7%	1,564	216	106	147	77	91	167	28	4	-	2,400
CSOM	1,257,158	41.2%	25,453	2,968	303	754	152	376	369	17	-	373	30,765
UGEN	-	0.0%	-	-	-	-	30	15	62	16	39	(465)	(303)
<b>TOTAL</b>	<b>3,053,092</b>	<b>100.0%</b>	<b>\$ 51,778</b>	<b>\$ 5,943</b>	<b>\$ 1,936</b>	<b>\$ 1,357</b>	<b>\$ 1,467</b>	<b>\$ 1,436</b>	<b>\$ 3,055</b>	<b>\$ 613</b>	<b>\$ 103</b>	<b>\$ -</b>	<b>\$ 67,688</b>
Unallocated Plant (100% to UGEN)*													(1,737)
<b>TOTAL PLANT</b>													<b>\$ 65,951</b>

# Expense Allocations – Information Services

	Core				Information
	Technology	Instructional	Administrative	Infrastructure	Services
CAS	\$ 523	\$ 896	\$ 464	\$ 5,177	\$ 7,060
CSE	502	588	492	3,505	5,087
WSOM	182	386	289	2,212	3,069
MSASS	61	100	148	735	1,044
LAW	105	157	199	937	1,398
DENT	130	371	172	873	1,546
NURS	84	318	138	1,094	1,634
CSOM	1,085	570	1,897	5,767	9,319
UGEN	2	39	-	204	245
<b>TOTAL</b>	<b>\$ 2,674</b>	<b>\$ 3,425</b>	<b>\$ 3,799</b>	<b>\$ 20,504</b>	<b>\$ 30,402</b>
Unallocated Expense (100% to UGEN):					518
<b>TOTAL INFORMATION TECHNOLOGY SERVICES</b>					<b>\$ 30,920</b>

# Expense Allocations – University Services

Direct Expense (adjusted)							
	2016		2017		Average 2015-2016	% of Total	University Services
CAS	\$	72,599	\$	72,357	\$ 72,478	12.2%	\$ 5,917
CSE		73,274		80,211	76,743	12.9%	6,366
WSOM		44,045		46,164	45,105	7.6%	3,826
MSASS		22,152		24,004	23,078	3.9%	1,921
LAW		29,568		32,517	31,043	5.2%	2,612
DENT		27,172		26,560	26,866	4.5%	2,185
NURS		20,902		22,101	21,502	3.6%	1,816
CSOM		294,978		297,144	296,061	49.9%	24,081
UGEN		-		-	-	0.0%	-
<b>TOTAL</b>	<b>\$</b>	<b>584,690</b>	<b>\$</b>	<b>601,058</b>	<b>\$ 592,874</b>	<b>100.0%</b>	<b>\$ 48,724</b>
Unallocated University Services (100% to UGEN)*							18,254
<b>TOTAL UNIVERSITY SERVICES</b>						<b>\$</b>	<b>66,978</b>

# PBM Options

Department of Human Resources  
January 29, 2019



# PBM Transition

- Problems
- First Steps
- Next Steps
- January 2019

# Moving to DS: We reduced the rate of health care cost increases

- The university's primary insurance programs will climb between 7 and 9 percent in calendar year 2019.

*Monthly EE premium increases: \$7-\$12 single coverage, \$36-\$67 family coverage*

- Without the change to DS, it would have risen 13 to 17 percent.

*Monthly EE premium increases: \$12-\$22 single coverage, \$66-\$126 family coverage*

# Moving to DS: We reduced the rate of health care cost increases

- Anthem HDHP 0%
- Anthem PPO 7%
- Medical Mutual PPO 9%

# Options

1. Maintain existing model
2. Keep existing model but provide option to pick up maintenance medications at a CVS pharmacy
3. Replace Direct Scripts with another mail-order option and provide option to pick up maintenance medications at a CVS pharmacy

# Option 1: Maintain Existing Model

- **Mail Order:** remains exclusive w/ Direct Scripts
- **90-Day Retail:** not available
- **Retail Pharmacy:** available for acute prescription needs

# Option 1: Member Impact

- **Mail Order: No Changes**
- **90-Day Retail:** not available
- **Retail Pharmacy:** available for acute prescription needs

# Option 2: Keep existing model but provide option to pick up maintenance medications at CVS pharmacy

- Mail Order: remains exclusive w/ Direct Scripts
- 90-Day Retail: obtain maintenance medications at CVS pharmacies
- But, participants choosing 90-day retail will pay more.  
*3x copays for 3 month supply*  
*If offer a second Rx plan, premiums for that option would be ~2% higher\*.*  
*\* assumes one-third of maintenance utilizers opt into the new plan*

## Option 2: Member Impact

- Annual copayment increase per Rx for 90-day Retail fills:
  - Generic +\$60
  - Preferred Brand +\$120 under \$50K  
+\$160 above \$50K
  - Non-Preferred Brand +\$240 under \$50K  
+\$300 above \$50K



## Option 3: Replace Direct Scripts with another mail-order option and provide option to pick up maintenance medications at CVS pharmacy

- Mail Order: change to MedImpact Direct

*(MedImpact Direct contracts with a few different mail order pharmacies for fulfillment)*

- 90-Day Retail: obtain maintenance medications at CVS pharmacies
- Participants choosing 90-day retail pay more  
*3x copays for 3 month supply*

# Option 3: Member Impact

- Reenroll
- Scripts need to be transferred over new mail order
- Most members will not see a cost increase, unless filling maintenance Rx at retail
- Delivery method with Drs. must be changed again
- Transition will take 90-120 days

# Why Remain with Existing Model?

- While there is no debating that the transfer to DS was very disruptive to faculty, staff and retirees, we believe that **DS has taken significant measures to improve service.**
- The move to DS allowed us to **reduce the rate at which health care costs are rising** for both our faculty and staff and for the university.
- We worry that **another change will yield few benefits** (another transition) and will cause additional disruption and time wasted for faculty and staff.

# Direct Scripts made Significant Changes

- Improved member escalation processes
  - Assigned head pharmacist for issue resolution
  - Aligned workflow to improve response times and resolve issues within 24 hours
- Outreach to dissatisfied members
- Commenced web portal enhancement project with external consultants

# Direct Scripts future plans include

- Adding to the 90 days for \$9.95 drug list – especially meds highly utilized by CWRU
- Roll out of enhanced member portal

# Questions